

2019

Greece

Tristan - Carissa - Pam - Mia - Trey - Kim





Tuesday, June 18

SFO to London Gatwick

.....

Flight info:

Norwegian Air DI7174

Booking: TNWV5X & TNWV5X

San Francisco SFO - London Gatwick, 10 hour flight

Flight #: D1714, non-stop

SFO International Terminal

Departure: 6:30 PM SFO (arrive at least 2 hours early)

Arrival: 12:40 PM (London time zone), June 19

Carry-on details: 22" x 16" x 9", max. 22 pounds

You can check bags for no cost on your Norwegian flights

Check-in online 24 hours before departure (I will do it.)

*Baggage note: You all have one carry-on bag per person per flight and three checked bags total (not three per person) for each flight, pre-paid. Even though you can check a total of three bags for the group per ✈️, you should still only bring carry-on sized suit-cases so that you can fit them in the tiny cars and also, they are easier to carry.

It's finally time for this long-awaited adventure!!!

Passport - check

Flight info - check

Banking travel alerts made - check

Toothbrush, sleeping aids, Advil, a few snacks & converters - check

You'll be in your plane seats and on your way to Europe soon!

When you get to **SFO**, you will check-in with **Norwegian**, which is located in the **International Terminal, boarding area A, Gates A1 through A12.**

Norwegian Air is a nice, yet low-budget airline. Each seat comes with a touch-screen with entertainment and, usually, an USB port. There is no WI-FI available on most flights. You will be served meals and, also, on the touch screen, you will be able to choose movies, tv shows, the flight path and a menu with salad, sandwiches, drinks, chips and candy. If you want to order more food, you can swipe your debit card on the touch screen and the flight attendant brings whatever you ordered a few minutes later. It's magical. I think you will get some sleep since your flight leaves in the evening. Sleeping on the plane is really important!

Necessary steps to survive your first few busy days:

- 1. Take Jet Lag No More as prescribed and drink lots of water on the flight.*
 - 2. Take a sleep aid an hour or two after getting on the plane. Take something that works for you and is a little strong for you. For me this would be two Tylenol PM and one-half melatonin.*
 - 3. Close your eyes on the plane for 4+ hours, even you aren't really sleeping. Pretend you are sleeping. Or better yet, actually sleep!*
 - 4. Shortly before landing, have some caffeine and an NSAID. Excedrin Migraine is great.*
 - 5. When you land, try not to think about what time it is at home, how little you have slept, etc. You have several hours until bedtime.*
 - 6. Don't drink too much tonight. No more than three!*
 - 7. You will be in bed around midnight. You will feel really tired and think to yourself, I don't need a sleep aid. DON'T BE FOOLED! At home it's only two in the afternoon. You will fall right to sleep and wake up about two hours later because your body will think you are taking a nap.*
 - 8. In the morning, caffeine and NSAID.*
 - 9. Lunch: wine, caffeine, NSAID.*
 - 10. Dinner: No caffeine! Yes to NSAID and sleep aid.*
 - 11. Follow this for a few days, backing off on the amounts/dosages.*
- It's really great to enjoy your first few days and not waste all of that time and money!*

I'm going to give you tons of details for the first few days and the last few days to make sure you get to Europe and get home with as few snags as possible.

.....

Wednesday, June 19

Gatwick and Brighton

Woo-hooooo! You are in **England!** Your landing was scheduled for 12:40 PM local time. You have this afternoon and tonight to explore, so you will be heading to the English seaside in a bit. But first... you need to get to your hotel, which is very close to Gatwick airport where you landed. Hopefully you slept on the plane. I suggest that everyone have some caffeine as soon as possible... even if you had some on the plane. Your hotel has tea and coffee in the room. Also, take one Aleve or several Tylenol or Advil each. This will keep you from getting a headache. If you wait to get the headache, it's much harder to get rid of it. Also drink some water.

But first, you need to get out of the airport and to the hotel. As you exit the airport, just follow the signs. You will have to go through passport control and customs. As you exit your terminal, you will see signs like this:



Just keep following the one that says: *Taxis*. Thankfully, they speak English here, which makes it a great place for a first stop! They have taxis that carry up to eight people, so get in line at the taxi rank and ask for one taxi for five people. Your taxi ride will only be a few minutes and will cost under \$15. You can pay with a credit card. They don't use euros in England, so use your credit card everywhere. If you need some cash use an ATM at a bank. Not a free-standing ATM, but one at a bank. Their money is called the Great Britain Pound. One pound equals about \$1.25. So, if something costs ten pounds, it costs about \$12.5. Anyway, back to the taxi. Show the driver this address: **30 Massetts Road, Horley, RH6 7DF, United Kingdom.**

You are staying in a period house from the Victorian age that is only a few minutes from the airport. It's charming and simple. The name of the place is

The Lawn Gatwick Guest House.

I booked it on [booking.com](https://www.booking.com), choosing it for its affordability, airport location and charm. It's not fancy, but it's a nice airport stay. You will need to give them one of your

credit cards to pay with (so they don't charge it to mine). You have one family room that is about \$200. Your confirmation number is 1157283280 and the room is reserved under Pamela Rhoades. There is a printout in your packet. Check in is at noon, so you will be fine arriving when you do. **While checking in, make sure to tell your host that you will need a taxi for five people at 4:45AM tomorrow morning to Gatwick Airport.**



After you settle in, everyone take some Advil (even if you feel fine), have some tea, etc., you are going to head out on an adventure! Preventative caffeine and Advil will keep you on top of the jet lag and headaches. I'm guess it will be about 2:30 PM by now. Don't take a nap at the hotel! You must press on! LOL. This afternoon and evening will be a great time to practice using Google Maps, using public transport, calling taxis, etc. I hope you love your short time in England, but remember, we planned it solely for the cheap plane tickets, saving more than \$2500! At the end of your trip you will head into London to see the sights there.

Alright, now for the seaside adventure in Brighton, England!!! First, have the hotel call you a taxi. **Take the taxi to Gatwick Airport Train Station where you will buy direct train tickets to Brighton. It looks like the operator named Thameslink is the cheapest and will cost about \$30 total for everyone combined, each way, not \$30 per person, but for the group. If it costs a lot more than this, ask around for the cheaper price.** Go to the ticket counter and ask for the next direct train to Brighton and purchase your tickets, which will be four adults and one child in a class called **GroupSave**. **If you don't get GroupSave, it will be a lot more expensive.** There are trains to Brighton every few minutes. The train ride is about 25 minutes. Close your eyes if you need to nap. Wrap your camera, backpack and purse straps around your legs everywhere in Europe, anytime you are sitting. Don't forget. Also, no wallets or phones in your back pocket even for a minute. Europe has very little violent crime and tons of petty crimes. **You get off at the last stop, so you won't pass it.**

In Brighton...

It will be cool to see **Brighton, England** during your brief stopover. England is super different from Greece. It's fun to see some other parts of Europe. You will walk through an interesting part of the old town and then to their famous pier. When you leave the train station, you will see this building to your right:



And these buildings will be straight in front of you. You want to go down the street where I have the X.



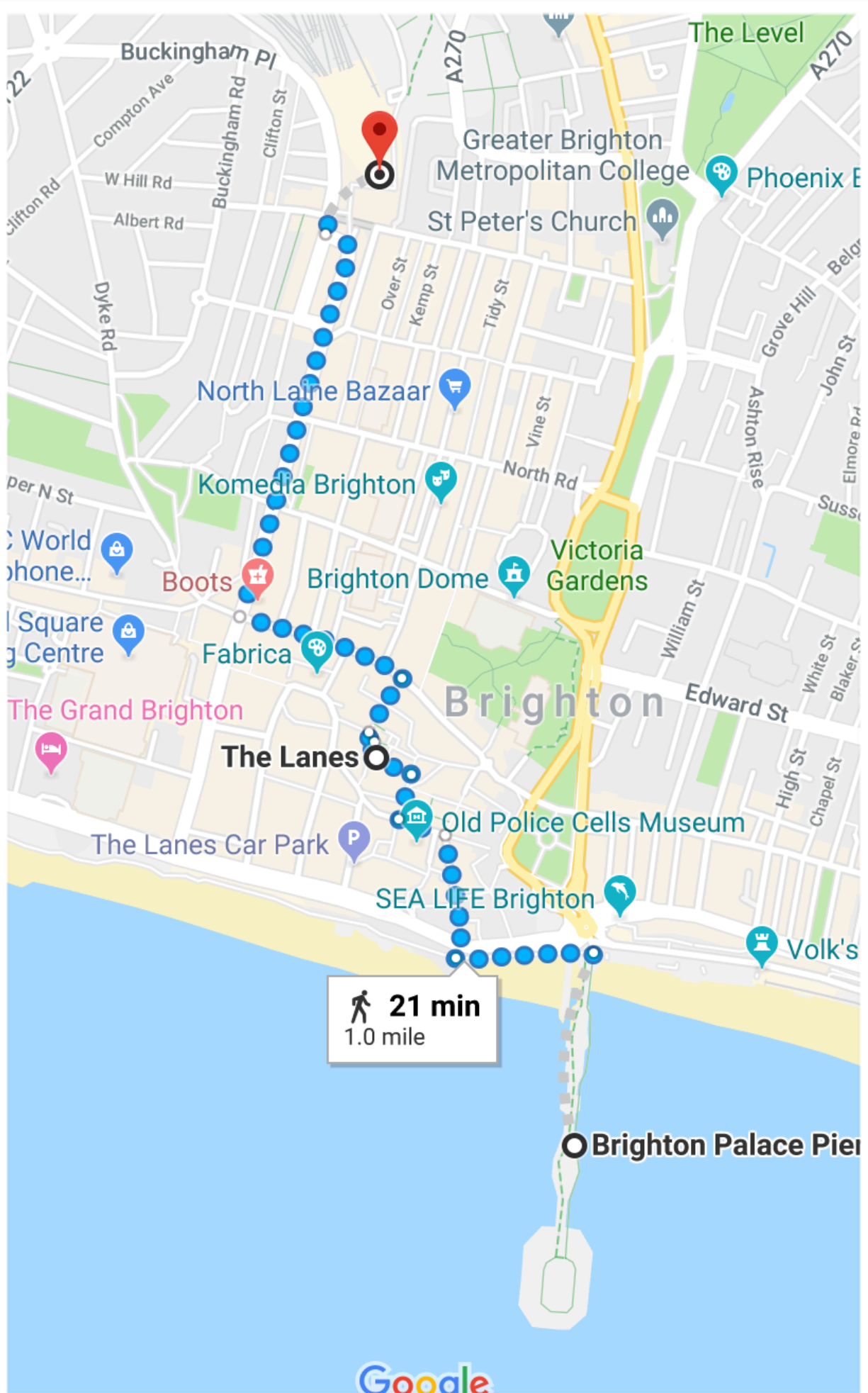
Below is your walking map, but **Tristan** is going to get you there with Google Maps on his phone. The map is just in case you don't have internet, etc. Tristan, you are starting at the train station. **Drop a pin**, which will help you get back to the station. Now put **The Lanes**,


Brighton, England as your first stop. Now "add a stop" for **Brighton Palace Pier**. If the two stops end up in the wrong order, drag them with your finger to the right order. (The Lanes, then the pier) Follow the blue line until you get to the Lanes. (See next page.). Make sure you don't close the app by swiping up.

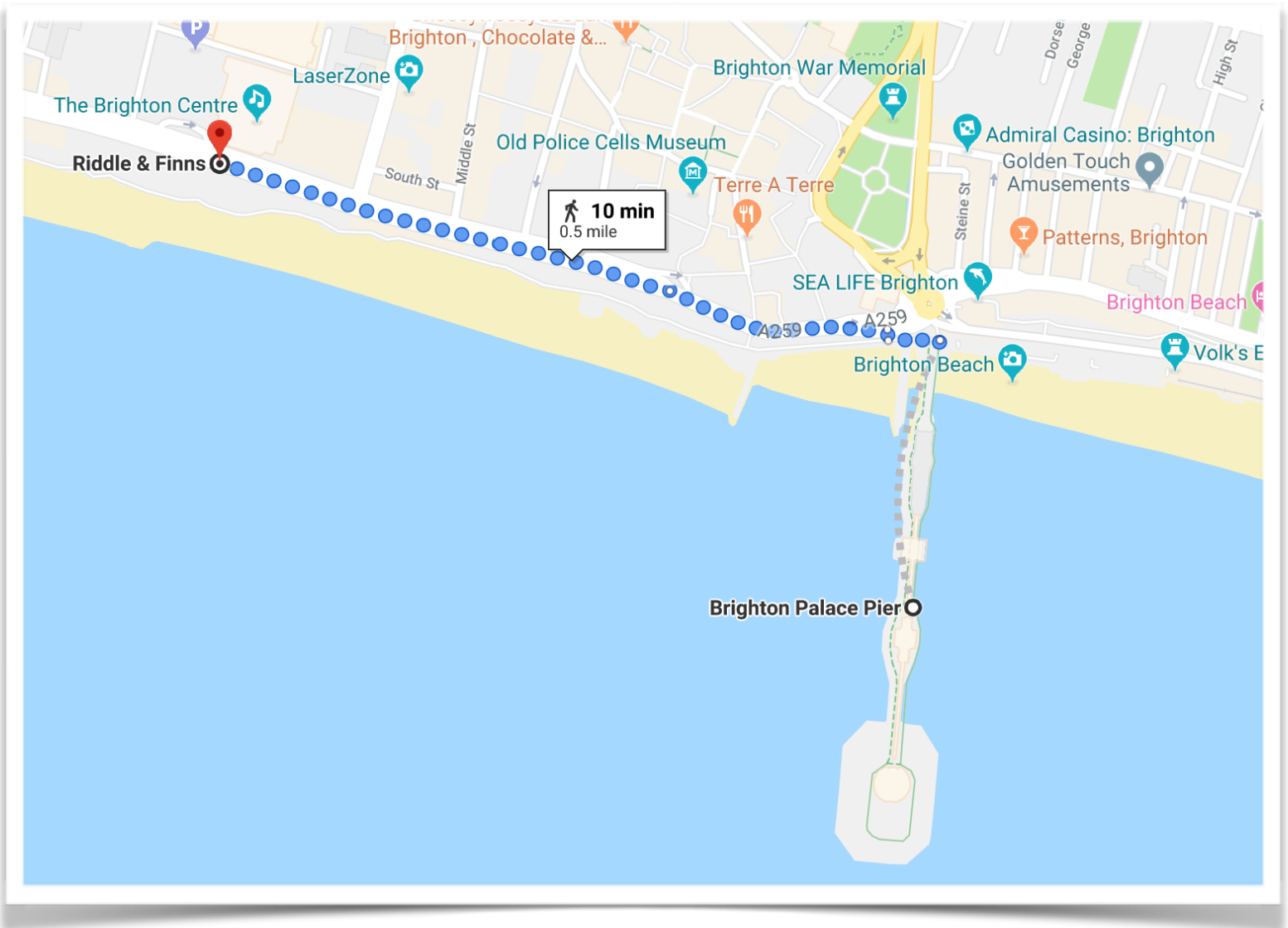
The first stop after the train station is **The Lanes**, which you will walk to. The Lanes is a fun maze of quaint, narrow, historic lanes with shopping and food. It's one of the oldest parts of **Brighton**. You don't need to follow the map while here. Just wander around, get some snacks and do a little window shopping. After you have explored The Lanes a bit, you will use the map again to walk to the **Brighton Palace Pier**. Why not go out to the end of the pier and ride the roller coaster??? That should wake you up a bit! Or maybe you can challenge each other to an arcade game... winner gets an ice cream from Grandma!

If you want to have a nice dinner, walk ten minutes from the pier to **Riddle and Finns at 139 Kings Road, near the beach**. (There's another restaurant with the same name that is not by the beach. See the second map below.) If you are too tired for a nice restaurant, just get some fish and chips anywhere near the sea.

Now it is time to head back to your Victorian home near the airport. You can walk back to the **Brighton train station** (15 minutes) or take a taxi (or two). If you bought round-trip train tickets, you are set. If not, buy the GroupSave tickets back to Gatwick Station where you will get a taxi back to the The Lawn Gatwick Guesthouse at **30 Massetts Road, Horley, RH6 7DF, United Kingdom**. If you have any problems, ask for help. Honestly, if you had to, you could take a taxi from Brighton all the way back to the hotel. You won't need to, but I just want you to know you won't be stuck if you get lost, etc. :)



 **21 min**
1.0 mile



Hopefully you are in bed by 9PM or so. Take a sleep aid if you are comfortable with that, but not too strong because you have to get up really early. Set alarms on several of your phones for your wake up time. Perhaps your hotel can give you a wake up call. You need to leave your hotel at 4:45AM. Your phones have automatically adjusted to the new time zone. The alarm will work even if you have your phone on silent. You might want to put all of the phones on silent because people in the US will be awake and might be texting, etc. Tomorrow, on to Greece! You probably had some learning experiences today! I hope you had fun seeing the famous English seaside. Taking this diversion saved \$2800+ on your flights!

Tristan, load the map of Santori into your phone tonight in case you don't have good wifi or cellular when you get there. Remember, don't close your Google Maps app.

Thursday, June 20

Gatwick to Santorini

.....

You are flying to **Santorini at 6:30AM and leaving your hotel at 4:45**. (Sorry! It was the only affordable flight! At least you get the whole day in Santorini! You can take a nice nap on the plane.).

London Gatwick - Santorini Thira, non-stop

EasyJet

North Terminal

Flight # EZY8765

Departure: 6:30AM

Arrival: 12:25PM

You all can carry on one bag & you have pre-paid to check three extra bags for the group (not each).

Yesterday you set up a taxi to the airport at 4:45AM. Take that taxi to Gatwick Airport North Terminal. You only need to be to the gate one hour early for your 6:30AM flight, so if you are running a little late, don't worry too much.

It takes a lot of work to get somewhere super cool, but I know you are up to the task! Be kind to each other through your fatigue. You'll be relaxing on a beach before you know it. Have a great flight!!!

When you get to Santorini Airport, get some euros out. Try to get them from the **ATM called Eurobank** because this is a real bank ATM instead of an independent, for-profit ATM. If you can't get any from the airport, the internet says that there are lots of ATMs all over Santorini.

If you need to make any phone calls in Greece, this is how you do it:

To call Greece from the U.S., just follow these dialing instructions:

1. First **dial** 011, the **U.S.** exit code.
2. Next **dial** 30, the **Greece** country code.
3. Then **dial** the 2 to 4-digit area code (see sample **calling** code list below) followed by the 6 to 8-digit phone number.



You can drive across the whole island in 45 minutes!

Santorini


You will pick up your **rental car** at the Santorini Airport and drop it off a few days later at the port, near the ferry. We booked with Santorini Holiday Cars and the reservation is with your print outs. As you exit the plane, someone will be waiting for you with a sign that has Pam's name on it. This person will take you to your rental car. You have not paid yet. You pay with your credit card. (Do not get extra insurance at the rental desk! Read on.) Your rental car is tiny, but it does seat five. Kim will get another one, so you can spread out on your next ride. **I purchased supplemental insurance for you, so you don't need extra.** The insurance certificate is printed out in your packet and covers everything 100%. You may need to show the certificate at the rental counter because I bought this from a US carrier that covers everything. If you have a problem with the car,



WHAT YOU'LL NEED



Passport and Visa (for some)

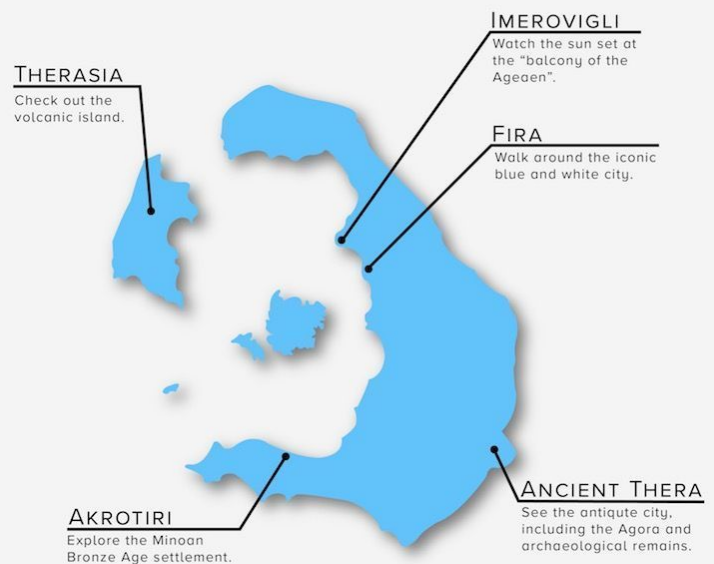


Greek



Euro

WHERE TO GO



WHEN TO GO



WHAT TO DO

- Hike the Caldera Trail
- Bask in the sun at Red Beach
- Explore the monastery at the top of the Profitis Ilias mountain
- Take a boat trip to see the volcano and hot springs on Nea Kameni and Palia Kameni

WHAT TO EAT

- Melitinia
Sweet mizithra cheese pie
- Kopania
Baked barley dough with raisins and sesame seeds
- Ntomatokeftedes
Santorini tomato fritters

PHRASES

- Hello/Goodbye
Ya Sas
- How are you?
Pos íse?
- Thank you
Efharistó
- Cheers!
Yamas!
- How much is this?
Pósa kostizi aftó?

BEST BEACHES

- Kamari Beach
Kamari
- Red Beach
Akrotiri
- Perissa Beach
Fira
- Monolithos Beach
Monolithos
- Amoudi Bay
Oia

you pay with your credit card and submit a claim to the insurance company when you get home. Make sure to take pictures if you have any scratches, etc. I have had to use it once and it was super easy.

You have a short 20 minute drive to your hotel. Put the hotel address into your phone and off you go!!! You are finally in Greece! If you want to stop for lunch along the way, go to the highly rated, comfy, water-view, **Kouloumbos Fish Tavern at FCG7+53 Koloumbos**, which is a few minutes before you get to your hotel. It looks delicious!

Pretty soon you will meet Kim at the hotel!!!!!! She will arrive in a separate rental car at about 4PM. Kim, you have your rental car info and insurance certificate, too. Have a fun night exploring. **Sunset is at 8:40. Dinner at Ammoudi port near Oia** might be fun.

Hopefully you have researched things you want to do, but here are some suggestions from various websites:

- visit the amazing Oia village for a sunset dinner.
- visit or swim at the Black Beach
- visit a winery and have a wine tasting experience
- visit the picturesque Pyrgos village or the Emporio village
- go to the Mount of Prophet Elias
- visit or swim at the Red Beach
- visit Akrotiri Lighthouse and the Akrotiri Archaeological excavations
- walk around and take pictures of the picturesque village of Imerovigli (see the picture below)
- hike between Oia and Fira
- visit La Ponta Venetian Tower
- hike to Ancient Thira
- have dinner at Ammoudi port near Oia (it's gorgeous)



Remember to swim, eat, drink coffee and/or have a glass of wine if anyone is cranky! You can't see everything, so just pick a few things. I researched some restaurants and almost every restaurant on Santorini has excellent ratings! Just pick one that looks nice to you and has the prices you are looking for.

.....

Friday, June 21

Santorini

Explore Santorini! Don't forget to use **lots of sunscreen**... a burn can ruin the next few days. :) Try not to nap too much. Take your Advil and caffeine. Breathe in the beauty, thanking God for this amazing adventure.

.....

Saturday, June 22

Santorini

You have all day to explore!

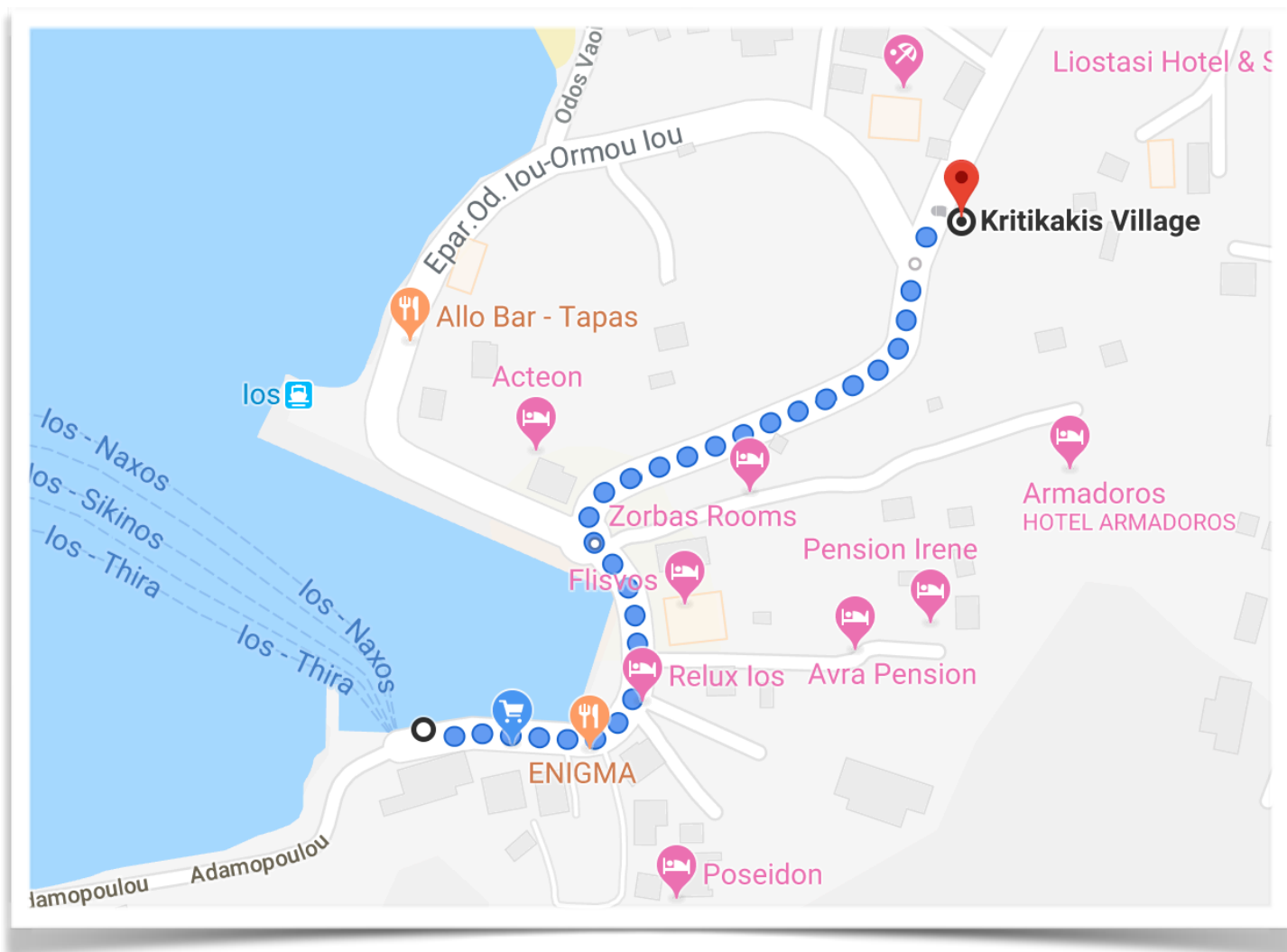
Sunday, June 23

Santorini to Ios

Your 40 minute **ferry leaves at 12:30PM** and heads to Ios. Your ferry tickets are in your packet. Also, first, you can drop your cars at the port of Santorini before the ferry ride. The car rental company will have given you the address in the port for drop off.

Ios awaits you! You can start exploring by lunch time!

You've reserved a fun hotel near the port called Kritikakis Village Hotel Ormos Ios, Ios Chora, 84001, Greece. It's a six minute walk from the ferry. If you are too early to check-in, drop your bags at the hotel and get some lunch nearby. Kim has your check in information.



This is from their website: *Kritikakis Village Hotel is located in Ios, within 1,650 feet from the town center and just 550 feet from the port. It offers self-catering accommodations with free WiFi and it has a swimming pool and a snack bar.*

Studios and apartments at Kritikakis Village will provide you with air conditioning and a balcony. They all have a kitchenette with dining area, as well as an private bathroom with bathtub or shower.

Restaurants and bars are within 656 feet, while a bus stop can be found right outside the property. Gialos Beach is 1,000 feet away. Free parking is available near the premises.

It might be fun to walk to the port today or tomorrow and rent ATVs. They are about \$50 per day per ATV. Paddle boarding or a boat trip are fun options, too.

You could go see Homer's (not Simpson) grave, too... "The Tomb of Homer in Ios, Greece: Homer was among the greatest poets in ancient Greek history who wrote epics like the Odyssey and the Iliad. Legend has it that it was on the island of Ios where Homer took his last breath and now he lies buried in his grave at Plakoto, at the northernmost part of the island on a hill. Some say that Homer's mother, Clymene, was from Ios and that is why Homer chose to spend his last days there. Some say he died succumbing to a sickness that developed after he had a fall, others that Homer was unable to solve a riddle posed to him by the locals and so they had to kill him. Homer supposedly died somewhere between 1100 and 900 B.C."

There is an outdoor, low-key restaurant in the port called **Octopus Tree** that people seem to really enjoy. It's got a five star rating! Here's a pic:



Monday, June 24

los

Another day in paradise! Isn't God's creation amazing??? And the variety of people he has made? You have all day to continue checking out the island. ATVs? Be careful! I hope you get lots of good pictures and enjoy your time together!

Tuesday, June 25

los to Milos

This morning you have a 3 hour 20 minute ferry ride to Milos that leaves at 7:30AM. On Milos you have a beautiful home rented. You have four nights here... this is your splurge accommodation and

WOW doesn't it look awesome! Your host, Manolis, is known for being an excellent host who can help you enjoy Milos even more. People say he is the best host they have ever had! You will have coffee, snacks and good wifi waiting for you at the house.

You will be renting ATVs (or cars) in the port to get to the house! These are not rented yet. Kim has a message into your host for a recommendation. He can help you out. He will meet you at the port and Kim can also message him through AirBnb.


Wednesday, June 26

Milos

Besides a boat ride and just enjoying the villages and beaches, you might want to go to the catacombs. They are at 15 minute drive from the port. Here's some information on them...

One of the most important archeological findings of Milos is the famous catacombs. These catacombs were found in 1844 and it is estimated that they were built towards the end of the 1st century. They were used as Christian cemeteries during Roman times. The catacombs are three in total and they are found underground. They are interconnected as they have hallways that decrease in height as you reach the death chamber. The hallways are typically about 200 meters in length with 5 to 7 carved graves on each side of the hallway. These graves are mostly decorated with natural jewels and pictures. These catacombs were not just places to bury the dead. They were also used as Christian churches during the time when Romans were persecuting Christians. These catacombs show that Christianity spread early on the island of Milos. Today, you cannot visit all of the catacombs. You can only take a tour around the arcades. These catacombs lie southwest of the village of Tripiti. They are situated 150 meters above sea level. You will have to walk up a steep hill to get to them. Christians built the catacombs here since it seemed to be a good location to hide from their Roman persecutors. They are considered to be one of the largest examples of Christian cemeteries in the world. These catacombs were not easy to build, as the Christians had to dig them out of volcanic rock. The result is regarded as a prime example of an early Christian monument. It also indicates the period that Christians came to Milos, around the 1st century AD. It is conjectured that it happened at this time since Milos trade with Rome and the rest of the known world was booming then. The first

people to find these catacombs were not archaeologists, but illegal antique dealers who discovered them in 1840 and decided to pillage them. The three catacombs are connected by three corridors and a dead hallway. It is like a maze and is about 185 meters long. You can only visit one part of these catacombs i.e. the second chamber or arcade. The graves are located in vaults and the last count revealed 126 vaults. Archaeologists are of the opinion that thousands of early Christians were buried here. Each vault or grave was lighted by an oil lamp. The oil lamps have now been replaced with more modern electrical lights.



Thursday, June 27

Milos

More time to relax and check out this amazing island.

.....

Friday, June 28

Milos

Your last day on Milos! I'll bet you are loving it!

Note: I didn't hear back from you all regarding what you want to do in London. Perhaps today you can look on your phone for a few things to do in the evening. I have two suggestions listed on "June 30" towards the end of this booklet, but you may want to do something else.

Saturday, June 29

Milos to Athens

Flight info:

Olympic Air OA021

Milos to Athens El Venizelos

40 minutes

Departure: 9:35AM (arrive to the airport one hour early)

Arrival: 10:15AM

You get one checked bag per person

Kim can check you in online or at the airport. She has the tickets.

Today you fly from Milos to Athens, Greece. Your AirBnb host is going to give you details about the Milos airport.

Your time in Athens is going to be short, but memorable! Mainland Greece has been going through many years of economic and political problems, which is one reason that your time here will be short. Despite the hardships in Athens, you will still have an amazing visit. Athens has some of the richest history in the whole world!

You got a cool home on AirBnb to stay in with a view of the Acropolis! The address is: **Rovertou Galli 26, Athina, 117 42**. Get a large taxi at the Athens Airport to take you to your home. Show the driver the address above. A regular taxi costs about \$50 euro. A bigger one will be a little more.

Settle into your home. Kim will know when you can check in, etc... it's on her AirBnb account. If you get to the house too early to check in, have a nice lunch nearby and just bring your luggage with you. **GH Attikos Restaurant at 7, Garibaldi Street, Athina 117 42** is very close to your house (2 minute walk), has AMAZING views and has very good reviews. Not too pricey either.

You have a three hour bike tour scheduled at 5PM! The guide will provide you with a bike, lots of history, water and little snack. The confirmation is in your packet and in Kim's AirBnb account. It's a 20 minute walk or a short taxi to the meeting spot: **Platia Theatrou 6, Athina, 105 52**. Your guide's name is Pascal and his number is +011 30 694 680 8832, but you can message him through AirBnb if you need to.

After the bike ride you can have a nice dinner for your last night in Greece. Ask your bike guide for a recommendation near your house.

.....
Sunday, June 30

Athens to London

Flight info:

EasyJet EZY8082

Athens to London Gatwick North Terminal

Departure Athens: 12 noon (arrive 1.5 hours early)

Arrival London: 13:55 (1:55PM)

You all can carry on one bag & you have pre-paid to check three extra bags

When you get to the airport, you can **take the train into central London to Victoria Station**. If you buy the tickets from **Southern Railway and get Groupsave, that will be the best price**.

Sometimes taking a train a few minutes later can save a bunch, so be sure to ask. Do you remember how to get to the train station? If not, ask around... it's just outside of the airport. Buy four adults and one child to London Victoria.

When you get to **Victoria Station** you will need to find a taxi (or two) for a short ride to your hotel...

London hotel: **MEININGER Hotel London Hyde Park**... it's a hostel, but it's cute, in a good area and you are in one private room, all together. It's reserved on Pam's credit card. Confirmation number: 8149666025761. You have a printout in your packet.

Now you have the afternoon and evening in London. May I suggest that you arrive at **Westminster Abbey for "Evensong"** at 4:30 (If you weren't delayed at the airport) for a free Protestant musical concert/ church service in the Abbey that starts at 5PM and lasts about 40 minutes? It's a 50 minute, 2.5 mile walk through a nice area and Big Ben is just down the road. If you decide to go, start walking to the Abbey from your hotel about 3:30, which will be right when you get there. Or call a taxi. When you get to the Abbey, you should see a line. Just get in line and wait to be allowed in. Note: You will not be allowed to look around the Abbey afterward... you have to buy a ticket if you want to do that. Here's a picture of the inside:



You'll have time to do something else. Perhaps a Double Decker night bus tour for about \$30 per person? Or a nice fish and chips dinner? Research what you would like to do and make the most of your time!

Monday, July 1

London to LAX

Take your time in the morning. Have a nice breakfast and pack. If you want to get up early and take a run through Hyde Park near your hotel, that would be an awesome way to end the trip!

From your hotel, walk or take a taxi to London Victoria Station. You need to be at London Victoria station about 10:00AM. You can look on Google Maps to time getting from the hotel to London Victoria. You need to buy GroupSave tickets to London Gatwick Airport. It's the trip you already made yesterday, but in reverse. The train takes about 30 minutes to get to London Gatwick Airport.

You will arrive airport before 11:15AM, giving you more than two hours to get through ticketing, customs, etc. Go to the **Norwegian counter in the South Terminal** first to check in.

Flight info:

Norwegian Air TNWV5X

Flight #: D17173

London Gatwick - San Francisco SFO

Departure: 1:30 PM

Arrival: 4:30 PM same day

Carry-on details: 21" x 15.5" x 9", max. 22 pounds + one under-seat bag plus one checked bag per person

Check-in online 24 hours before departure

You did it! A trip of a lifetime. I'll be praying for all of you all along the way. You have a beautiful family!!!!!!!!!!!!!!!!!!!!!!

Congrats on graduating, Tristan!